














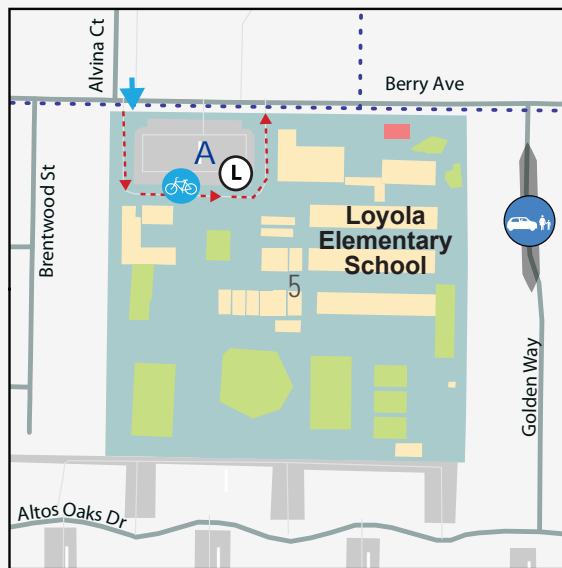


# Loyola Elementary

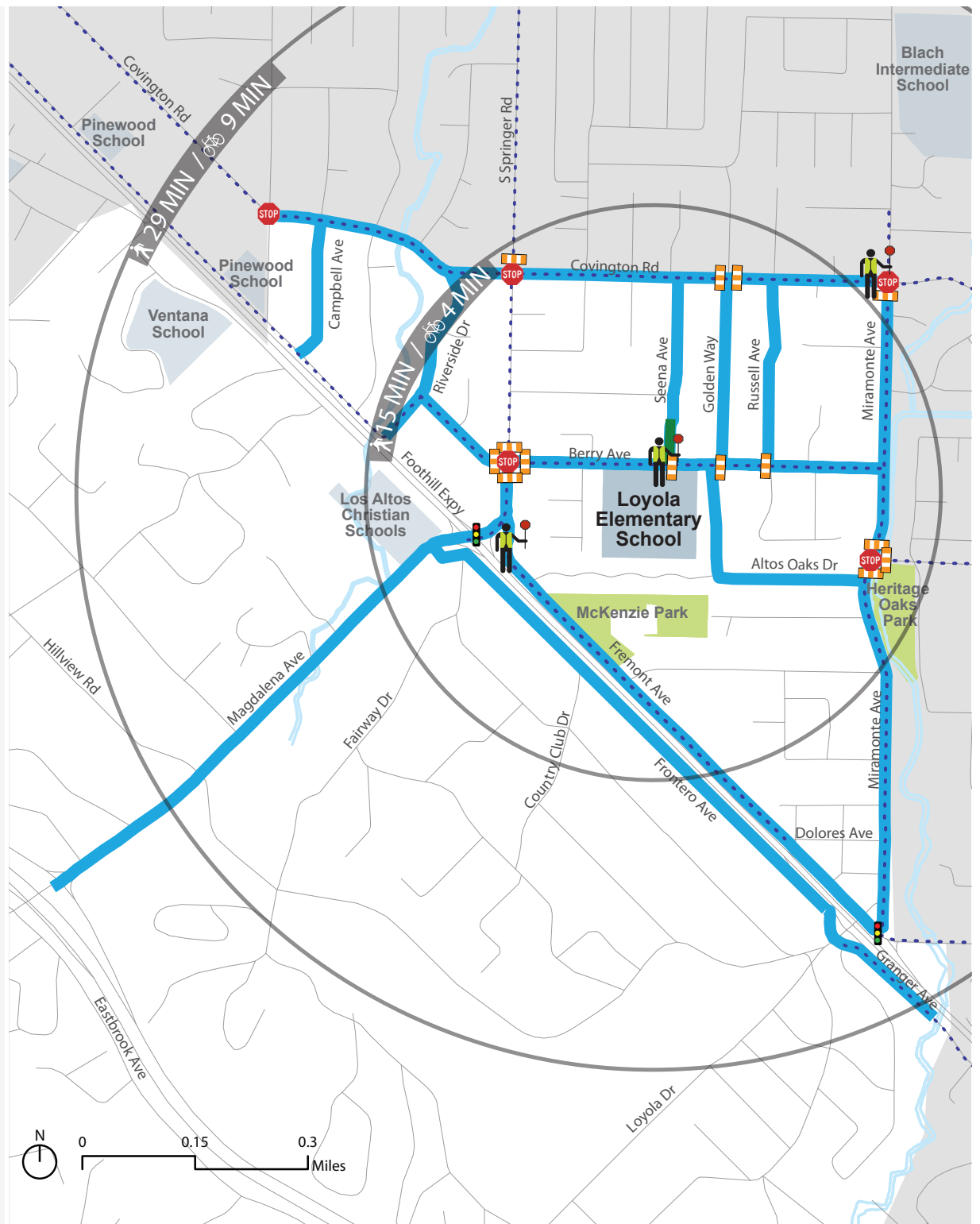
## SUGGESTED ROUTES

770 Berry Ave  
Los Altos, CA 94024

-  Suggested Walking & Biking Route
-  Connector Path
-  Drop off/pick up
-  Existing Bikeway
-  Marked Crosswalk
-  Pedestrian & Bicycle Access
-  Half-mile and Mile Zones (Road Network)
-  Park & Walk Location
-  Crossing Guard Location
-  Bicycle Parking
-  Traffic Signal
-  All-Way Stop
-  Attendance Area
-  Parks and Open Space
-  School



Enlargement Map



# LOYOLA ELEMENTARY

## Suggested Routes to School

### Walk 'n' Roll Safety



Stop at the curb's edge.



Look left, right, and behind you.



Make eye contact with drivers.



Cross at corners and crosswalks.



Cross with heads up and looking around.

#### BE VISIBLE



- Wear bright and reflective clothing.
- Use lights when walking and rolling at night.

#### BE AWARE



- Follow all traffic laws and stop at stop signs.
- Be aware of traffic. Watch for cars turning left, right, or coming out of driveways.

### Biking Safety

#### BE PREDICTABLE

- Use hand signals to communicate with other road users:



RIGHT TURN



SLOW OR STOP



LEFT TURN

#### WEAR YOUR HELMET



- Your helmet should cover your forehead and rest just above your eyebrows.
- Straps should form a V under ears when buckled.
- Tighten the strap so it is snug under your chin.

#### WATCH FOR SHARED LANE MARKINGS



- Ride down the center of the "sharrow" symbol to stay outside the door zone on streets without bike lanes.

### Driver Safety

- Drive 15 mph or less in school zones.
- Share the road safely with people walking and bicycling.



#### DO:

- Ride single file in a straight line in the direction of traffic.
- Yield to pedestrians.
- Follow all traffic laws and stop at stop signs.
- Wear a helmet.
- Park upright.
- Park out of the way of pedestrians.
- Use lights when riding at night.



#### DO NOT:

- Ride on streets with speed limits over 35 mph unless there is a bike lane.
- Block wheelchair access when parking.



*(Bicyclists and pedestrians are advised to use caution when using all roads)*

### Learn more and get involved:

Los Altos Safe Routes to School Resources:

[losaltosca.gov/SafeRoutes](https://losaltosca.gov/SafeRoutes)

View Maps Online and Download App at:

[SchoolRoutes.org](https://SchoolRoutes.org)